

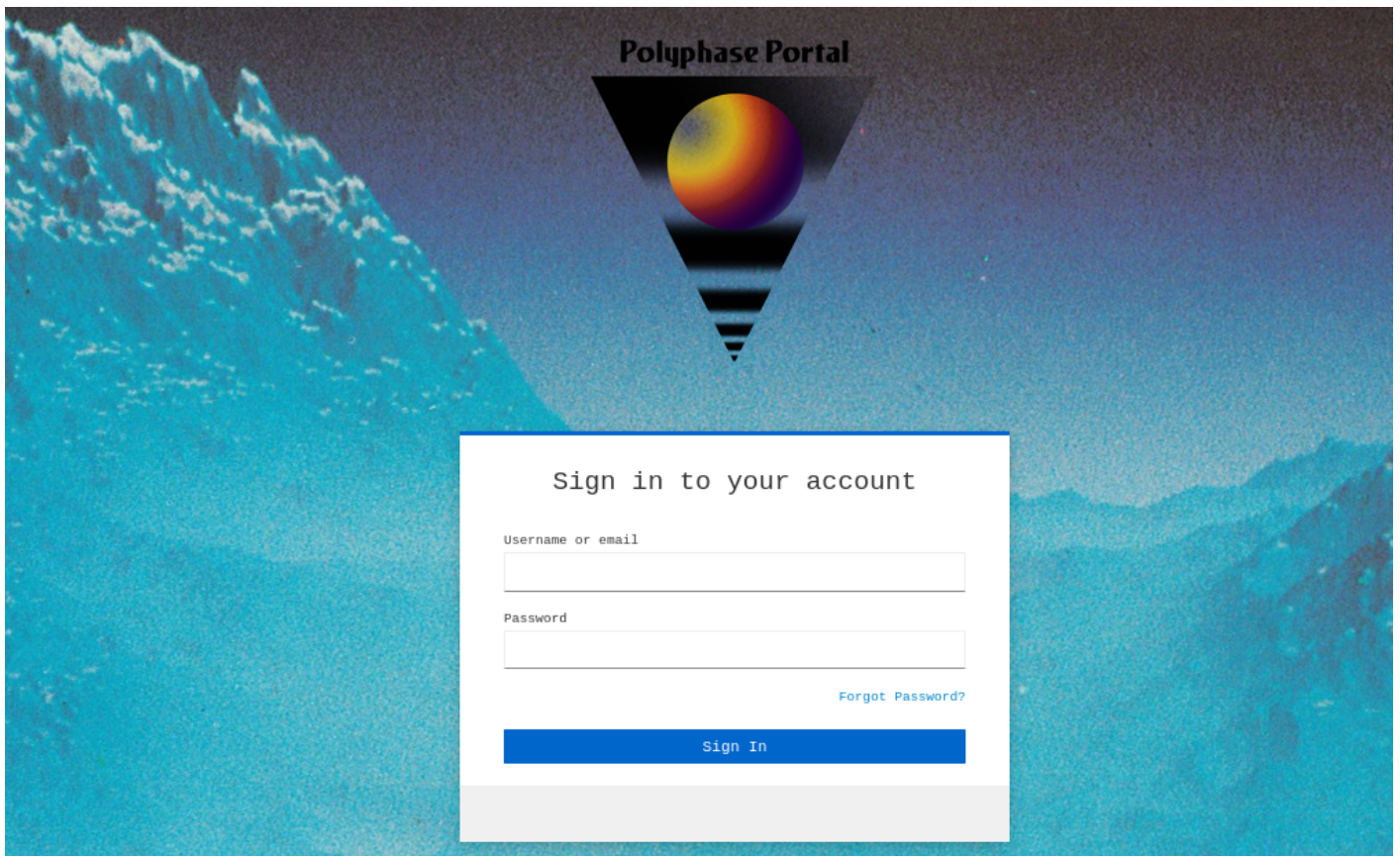
# FOR STUDENTS - accessing the polyphase chatroom

**Polyphase Portal** runs on self-hosted open-source infrastructure. this is to ensure we hold the power to meet our specific software needs, to protect the data and privacy of our users and to align with our collective ethics.

our chatroom is using the open-source messaging protocol [matrix](#) and the frontend client [element](#)

## access polyphase chatroom from a browser

- go to the webpage [matrix.polyphaseportal.xyz](https://matrix.polyphaseportal.xyz)
- this will redirect you to our **polyphase** login page:



**Polyphase Portal**

Sign in to your account

Username or email

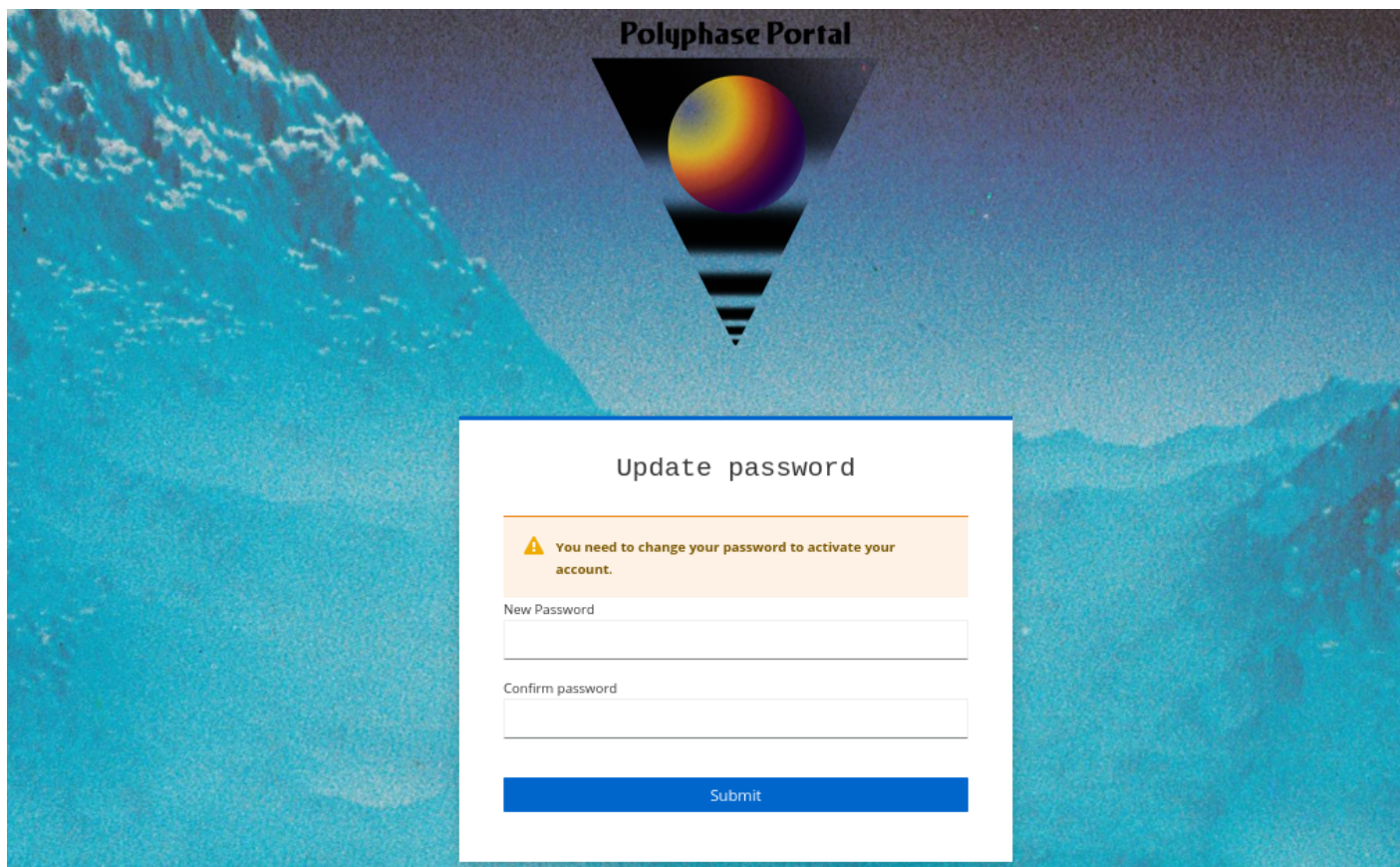
Password

[Forgot Password?](#)

Sign In

if this is your first time logging in then put your EMAIL into both fields


- you will then be forced to set a new password:



The screenshot shows a web interface for the 'Polyphase Portal'. At the top, the text 'Polyphase Portal' is displayed above a logo consisting of a black triangle with a colorful sphere inside. The background is a blue, textured image. In the center, there is a white form titled 'Update password'. Inside the form, there is a yellow warning box with a triangle icon and the text 'You need to change your password to activate your account.' Below this, there are two input fields: 'New Password' and 'Confirm password'. At the bottom of the form is a blue 'Submit' button.

Polyphase Portal

Update password

 You need to change your password to activate your account.

New Password

Confirm password

Submit

- before proceeding to the **chatroom**:

[matrix]

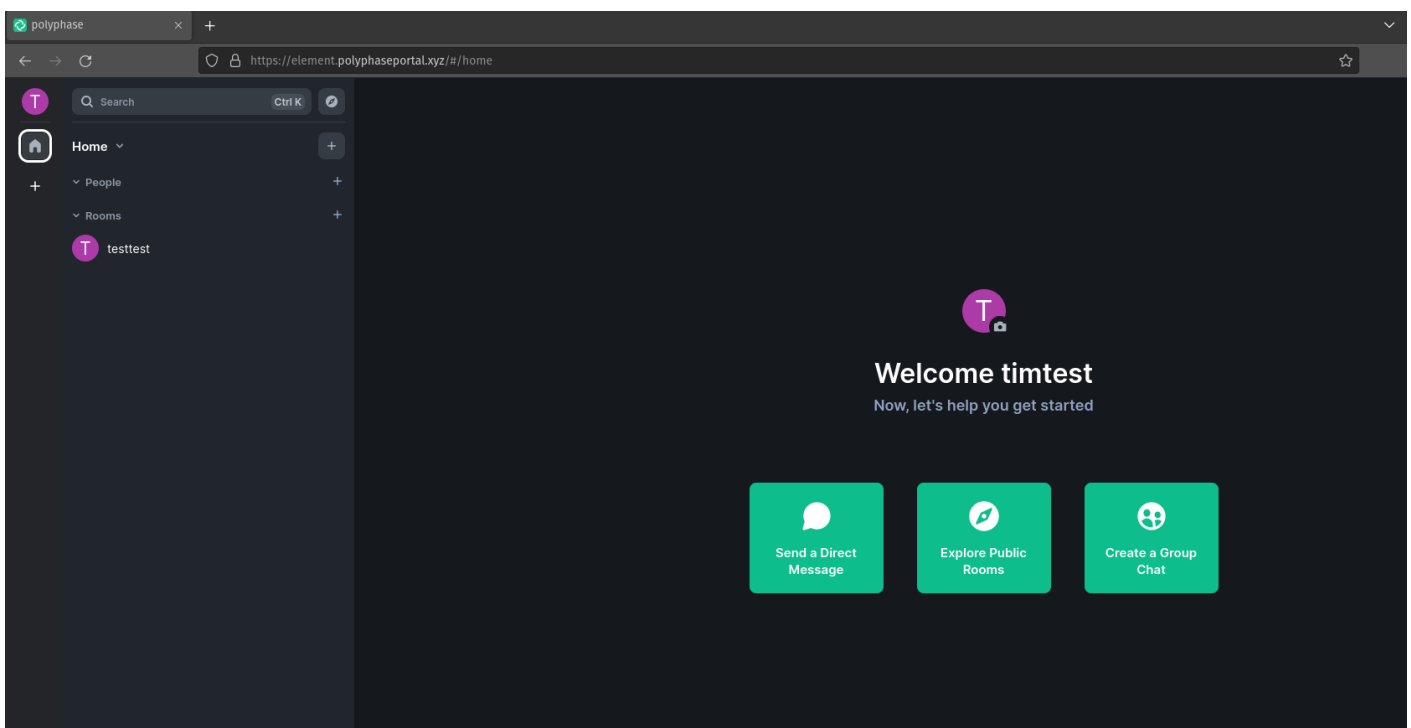
## Continue to your account

**timest**

@timest:polyphaseportal.xyz

*i* Continuing will grant **element.polyphaseportal.xyz** access to your account.

Continue



on the left hand side you should already see the chatroom for the course you have signed up for.

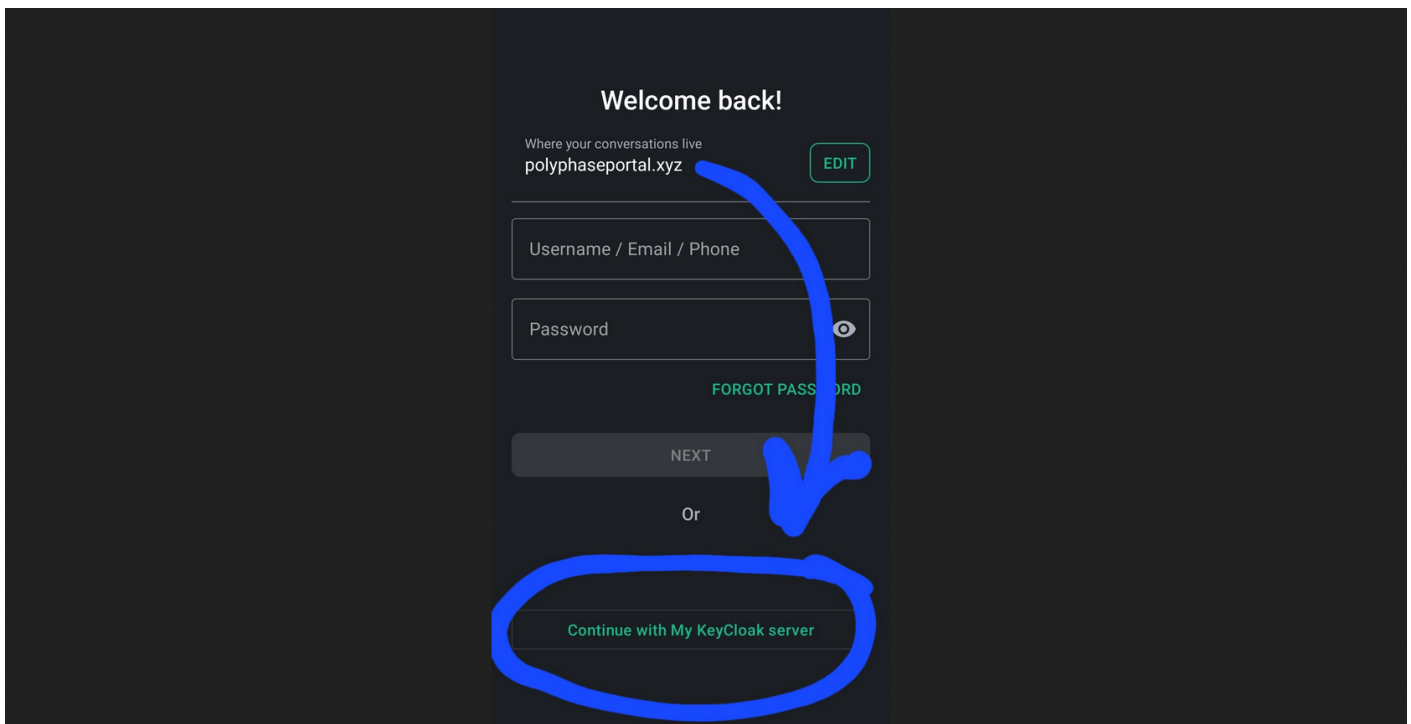
you can also explore the public rooms (such as our main **welcome** room) by clicking the **+** button next to **Home** and then **join public room**

# access polyphase chatroom from the mobile app

if you want to access the chatroom from your phone you can download the [element app](#) from your chosen app store

when logging in through the app you just need to tell it which server you are joining:

`polyphaseportal. xyz` (since there are many different communities using different instances of this same software)



- when you see this login screen in the app you need to first put in the server name up top - press `EDIT` under *where your conversations live* and enter in `polyphaseportal. xyz`
- next you need to **SKIP PAST THE USERNAME AND PASSWORD FIELD** and scroll down to the button `Continue with My KeyCloak server`
- this will take you to our **polyphase login** page (with the blue mountains) where you need to enter email and password
- same as above if it is your first time logging into your account put your EMAIL into both fields - you will be forced to set a password before taken to the app

---

Revision #2

Created 24 July 2023 05:33:58 by cyberboy666

Updated 20 January 2024 19:46:35 by palomakop